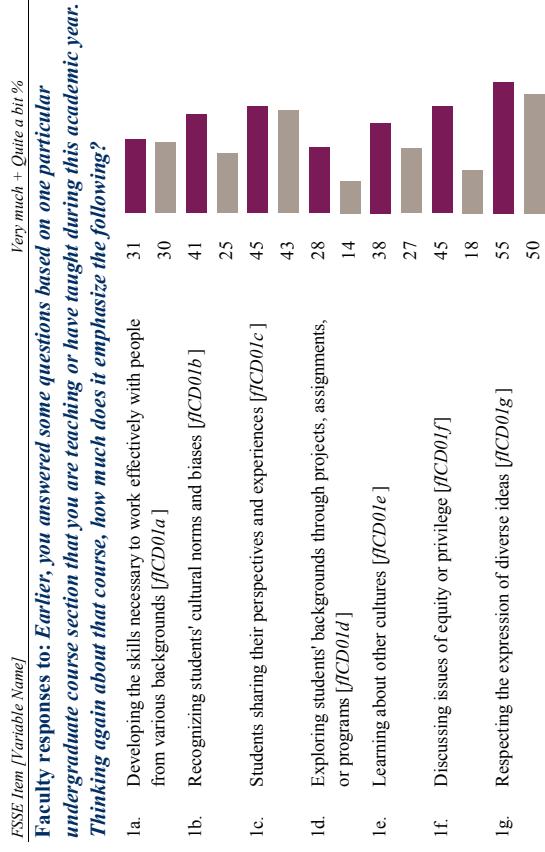
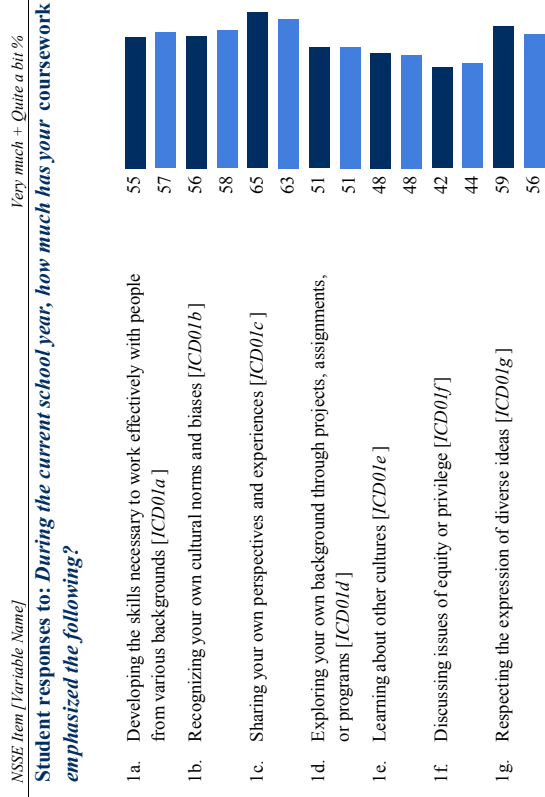

FSSE 2017
Inclusiveness & Engagement with Diversity
Topical Module
NSSEville State University

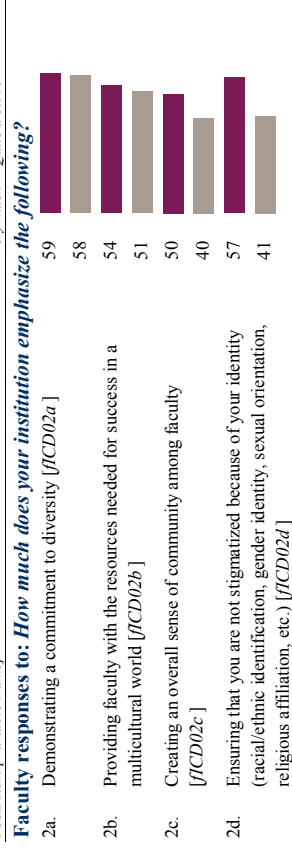
Faculty Responses



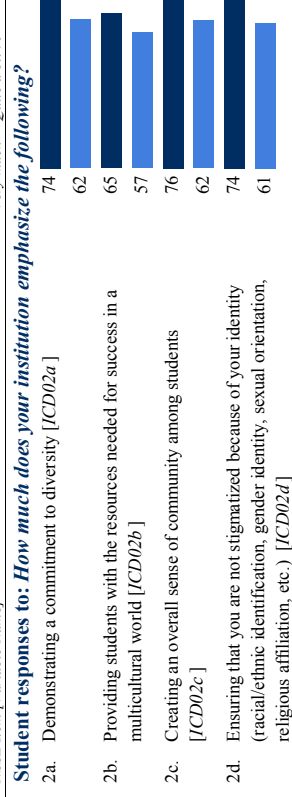
Student Responses



Faculty Responses



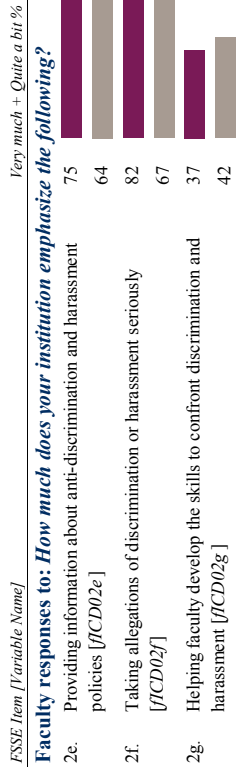
Student Responses





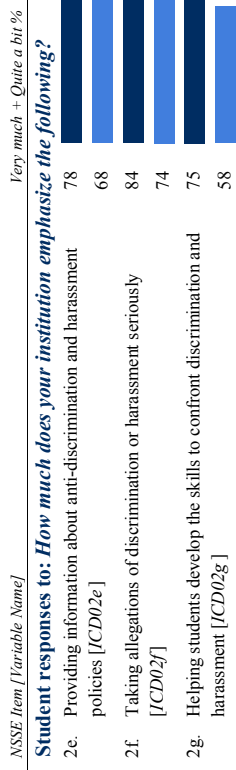
■ Lower-Division
■ Upper-Division

■ First-Year
■ Senior

Faculty Responses



Student Responses



■ Lower-Division
■ Upper-Division

■ First-Year
■ Senior

			Lower Division		Upper Division		Total		
	Var. Name	Response Options	Count	%	Count	%	Count	%	
1. Earlier, you answered some questions based on one particular undergraduate course section that you are teaching or have taught during this academic year. Thinking again about that course, how much does it emphasize the following? On the core FSSE survey, respondent must answer "Yes" to #7 (that they teach an undergraduate course) to receive the items in #1 in this item set.									
a.	Developing the skills necessary to work effectively with people from various backgrounds	fICD1a	Very little	9	31	10	23	19	26
			Some	11	38	21	48	32	44
			Quite a bit	7	24	8	18	15	21
			Very much	2	7	5	11	7	10
			Total	29	100	44	100	73	100
b.	Recognizing students' cultural norms and biases	fICD1b	Very little	9	31	14	32	23	32
			Some	8	28	19	43	27	37
			Quite a bit	8	28	7	16	15	21
			Very much	4	14	4	9	8	11
			Total	29	100	44	100	73	100
c.	Students sharing their perspectives and experiences	fICD1c	Very little	9	31	9	20	18	25
			Some	7	24	16	36	23	32
			Quite a bit	8	28	12	27	20	27
			Very much	5	17	7	16	12	16
			Total	29	100	44	100	73	100
d.	Exploring students' backgrounds through projects, assignments, or programs	fICD1d	Very little	13	45	26	59	39	53
			Some	8	28	12	27	20	27
			Quite a bit	5	17	2	5	7	10
			Very much	3	10	4	9	7	10
			Total	29	100	44	100	73	100
e.	Learning about other cultures	fICD1e	Very little	12	41	22	50	34	47
			Some	6	21	10	23	16	22
			Quite a bit	7	24	7	16	14	19
			Very much	4	14	5	11	9	12
			Total	29	100	44	100	73	100
f.	Discussing issues of equity or privilege	fICD1f	Very little	13	45	20	45	33	45
			Some	3	10	16	36	19	26
			Quite a bit	10	34	4	9	14	19
			Very much	3	10	4	9	7	10
			Total	29	100	44	100	73	100
g.	Respecting the expression of diverse ideas	fICD1g	Very little	7	24	12	27	19	26
			Some	6	21	10	23	16	22
			Quite a bit	11	38	13	30	24	33
			Very much	5	17	9	20	14	19
			Total	29	100	44	100	73	100
2. How much does your institution emphasize the following?									
a.	Demonstrating a commitment to diversity	fICD2a	Very little	0	0	0	0	0	0
			Some	12	41	19	42	31	42
			Quite a bit	12	41	17	38	29	39
			Very much	5	17	9	20	14	19
			Total	29	100	45	100	74	100
b.	Providing faculty with the resources needed for success in a multicultural world	fICD2b	Very little	0	0	1	2	1	1
			Some	13	46	21	47	34	47
			Quite a bit	13	46	19	42	32	44
			Very much	2	7	4	9	6	8
			Total	28	100	45	100	73	100
c.	Creating an overall sense of community among faculty	fICD2c	Very little	2	7	6	13	8	11
			Some	12	43	21	47	33	45
			Quite a bit	13	46	14	31	27	37
			Very much	1	4	4	9	5	7
			Total	28	100	45	100	73	100

	<i>Var. Name</i>	<i>Response Options</i>	Lower Division		Upper Division		Total		
			<i>Count</i>	<i>%</i>	<i>Count</i>	<i>%</i>	<i>Count</i>	<i>%</i>	
d.	Ensuring that you are not stigmatized because of your identity (racial/ethnic identification, gender identity, sexual orientation, religious affiliation, etc.)	fICD2d	Very little	1	4	5	11	6	8
			Some	11	39	21	48	32	44
			Quite a bit	14	50	14	32	28	39
			Very much	2	7	4	9	6	8
			Total	28	100	44	100	72	100
e.	Providing information about anti-discrimination and harassment policies	fICD2e	Very little	2	7	1	2	3	4
			Some	5	18	15	34	20	28
			Quite a bit	18	64	18	41	36	50
			Very much	3	11	10	23	13	18
			Total	28	100	44	100	72	100
f.	Taking allegations of discrimination or harassment seriously	fICD2f	Very little	0	0	1	2	1	1
			Some	5	18	14	31	19	26
			Quite a bit	18	64	16	36	34	47
			Very much	5	18	14	31	19	26
			Total	28	100	45	100	73	100
g.	Helping faculty develop the skills to confront discrimination and harassment	fICD2g	Very little	3	11	6	13	9	13
			Some	14	52	20	44	34	47
			Quite a bit	8	30	15	33	23	32
			Very much	2	7	4	9	6	8
			Total	27	100	45	100	72	100
3. How much does your institution provide a supportive environment for the following forms of diversity?									
a.	Racial/ethnic identification	fICD3a	Very little	1	4	2	5	3	4
			Some	13	46	21	48	34	47
			Quite a bit	9	32	12	27	21	29
			Very much	5	18	9	20	14	19
			Total	28	100	44	100	72	100
b.	Gender identity	fICD3b	Very little	6	21	12	27	18	25
			Some	13	46	15	34	28	39
			Quite a bit	5	18	12	27	17	24
			Very much	4	14	5	11	9	13
			Total	28	100	44	100	72	100
c.	Economic background	fICD3c	Very little	5	18	8	18	13	18
			Some	17	61	20	45	37	51
			Quite a bit	4	14	14	32	18	25
			Very much	2	7	2	5	4	6
			Total	28	100	44	100	72	100
d.	Political affiliation	fICD3d	Very little	3	11	12	27	15	21
			Some	20	71	17	39	37	51
			Quite a bit	4	14	13	30	17	24
			Very much	1	4	2	5	3	4
			Total	28	100	44	100	72	100
e.	Religious affiliation	fICD3e	Very little	2	7	4	9	6	8
			Some	13	46	13	30	26	36
			Quite a bit	10	36	22	50	32	44
			Very much	3	11	5	11	8	11
			Total	28	100	44	100	72	100
f.	Sexual orientation	fICD3f	Very little	2	7	10	23	12	17
			Some	18	64	22	50	40	56
			Quite a bit	5	18	8	18	13	18
			Very much	3	11	4	9	7	10
			Total	28	100	44	100	72	100
g.	Disability status	fICD3g	Very little	2	7	6	14	8	11
			Some	12	43	12	28	24	34
			Quite a bit	10	36	15	35	25	35
			Very much	4	14	10	23	14	20
			Total	28	100	43	100	71	100