

### A Summary of Faculty Results

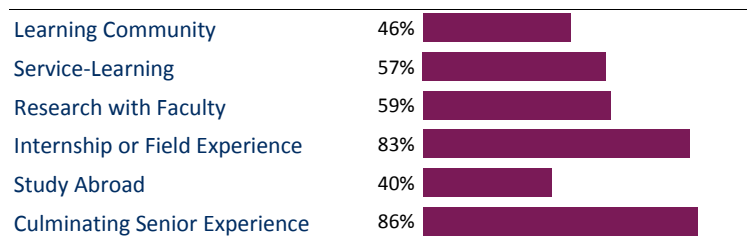
Student engagement represents two critical features of collegiate quality. The first is the amount of time and effort students put into their studies and other educationally purposeful activities. The second is how institutional resources, courses, and other learning opportunities facilitate student participation in activities that matter to student learning. FSSE surveys faculty who teach at least one undergraduate course in the current academic year. This *Snapshot* is a concise collection of key findings from the FSSE 2015 administration, which can be used to stimulate discussions about the undergraduate experience. Additional details about these and other results appear on the FSSE website:

[fsse.indiana.edu](http://fsse.indiana.edu).

### High-Impact Practices

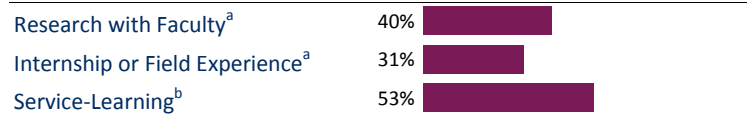
Due to their positive associations with student learning and retention, special undergraduate opportunities are designated "high-impact." The first figure at right compares the percentage of faculty who believed it was "Very important" or "Important" for undergraduates to participate in High-Impact Practices before they graduate. The second figure summarizes faculty participation in three selected High-Impact Practices in a typical week.

Faculty Values for High-Impact Practice Participation



Note: Percentage of faculty responding "Very important" or "Important"

Faculty Participation in High-Impact Practices

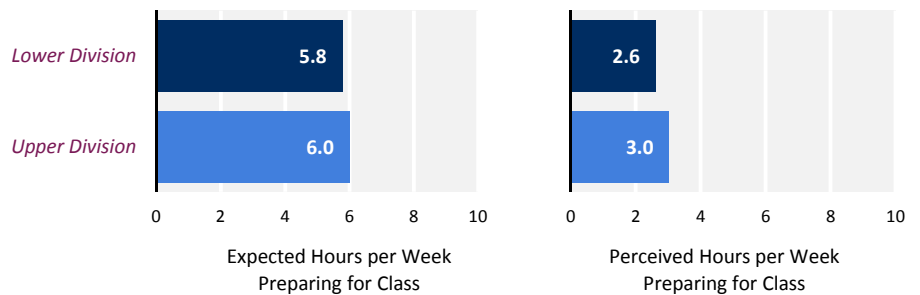


a. Percentage of faculty responding "Yes" to participation

b. Percentage of faculty responding that at least "Some" of their courses include a service-learning component

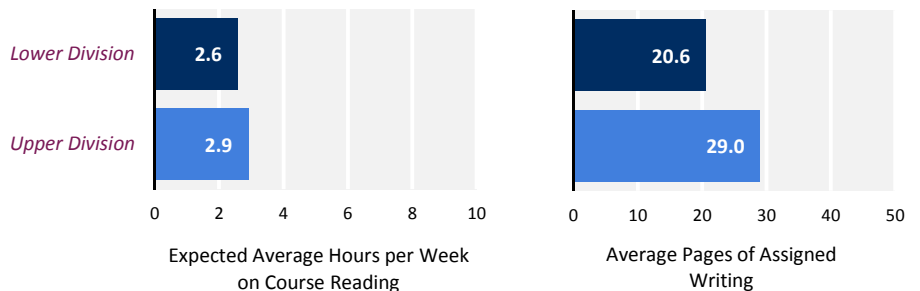
### Time Spent Preparing for Class

These figures report the average weekly class preparation time faculty *expected* students to spend, and the average amount of time they perceived students *actually* spent, in the faculty's selected course sections.



### Reading and Writing

These figures summarize the number of hours faculty expected students to spend reading, and the average number of pages of assigned writing, for the faculty's selected course sections.

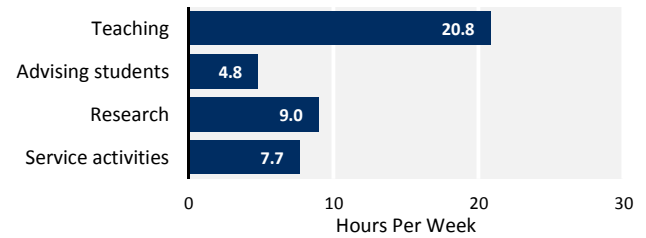


Note: The number of pages of assigned writing is an estimate calculated from three separate survey questions.

## Summary Results

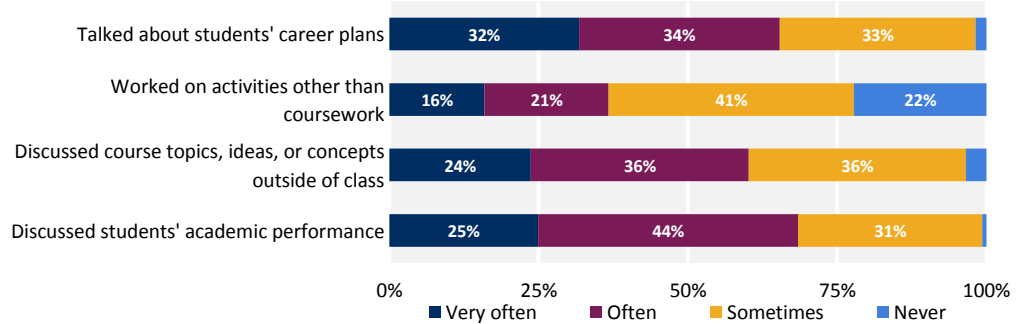
### Time Allocation

This figure summarizes the number of hours that faculty spend in a typical seven-day week on teaching activities (preparing, teaching class sessions, grading, meeting with students outside of class, etc.); advising; research, creative, or scholarly activities; and service activities (committee work, administrative duties, etc.)



### Student-Faculty Interaction

Faculty reported how often they have done each of the following with the undergraduate students they teach or advise:



### Supportive Environment

Faculty reported how important it was to them that their institution *increase* its emphasis on each of the following:

Faculty Values (Sorted highest to lowest)	Percentage of Faculty Responding "Very Important" or "Important"
Providing support to help students succeed academically	89%
Students spending significant amounts of time studying and on academic work	87%
Students using learning support services (tutoring services, writing center, etc.)	85%
Encouraging contact among students from different backgrounds (social, racial/ethnic, religious, etc.)	78%
Providing support for students' overall well-being (recreation, health care, counseling, etc.)	76%
Students attending events that address important social, economic, or political issues	65%
Providing opportunities for students to be involved socially	59%
Helping students manage their non-academic responsibilities (work, family, etc.)	59%
Students attending campus activities and events (performing arts, athletic events, etc.)	54%

### Administration Details

#### Class Level

	Lower Division	Upper Division	Other	Missing
Count	6857	8981	727	2491
Percentage	36%	47%	4%	13%

#### Additional Questions

Visit our website for more information about our additional topical modules and consortium item sets. These optional items can be used to customize FSSE administrations. Topical modules cover such topics as academic advising, experiences with writing, experiences with diversity, learning with technology, transferable skills, civic engagement, Scholarship of Teaching and Learning (SoTL), and teaching professional development.

### What is FSSE?

FSSE, a complementary survey to the National Survey of Student Engagement, collects information annually at hundreds of four-year colleges and universities from faculty who teach at least one undergraduate course in the current academic year. The results provide information about faculty expectations for student engagement in educational practices that are empirically linked with student learning in development. Institutions use their data to identify aspects of the undergraduate experience that can be improved through changes in policy and practice. For more information, visit our website: [fsse.indiana.edu](http://fsse.indiana.edu)